

ManualCallPoint Jeweller


Wireless resettable button featuring programmable scenarios



Versions:




ManualCallPoint (Green)
Jeweller



ManualCallPoint (Yellow)
Jeweller



ManualCallPoint (White)
Jeweller



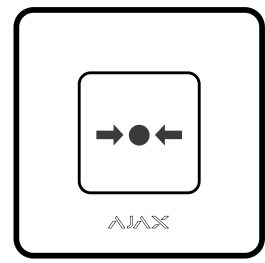
ManualCallPoint (Blue)
Jeweller



Operating principle


In an emergency, ManualCallPoint Jeweller enables users to activate an alarm and run pre-programmed automation scenarios with a simple press. The button not only triggers alarms and security sirens but also can open electric locks, cut power to devices, and activate ventilation. Addressability ensures accurate tracking of button activations, specifying the time and room. Notifications are promptly sent to system users and CMS. Designed for emergencies, ManualCallPoint Jeweller prioritizes reliability. The button can be reset only using a special tool (key) included in the kit.





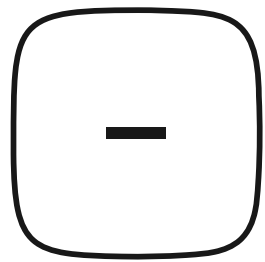
Flexibility at the core

- Alarm types: fire alarm, auxiliary alarm, panic button, gas leak alarm, malfunction alert, water leak alarm
- In-app configuration of programmable actions
- Visual alarm verification using MotionCam detectors or any video camera connected to Ajax NVR
- Alarm delivery to CMS




Flawless hardware

- Simplified button mechanism reduces the risk of failure
- Up to 7 years of autonomous operation with pre-installed batteries
- Transparent protective lid prevents accidental alarm activation
- Tamper alarm



Smart and complex ecosystem

- Instant critical alerts and maintenance notifications
- Regular polling of the device to display current statuses in apps
- Automatic self-diagnosis with state reporting to the hub
- Up to 1,700 m (5,577 ft) of wireless communication and twice as much with a range extender



Quick installation and setup

- SmartBracket panel to mount the device: no need to disassemble the enclosure
- Lock to secure the device on SmartBracket
- Special tool (key) to reset the button after alarm
- Pairing with a hub via QR code
- Remote control and configuration in the app

In an Ajax system, you can combine devices of all product categories: **Intrusion protection** (both Superior and Baseline), **Video surveillance**, **Fire and life safety**, or **Comfort and automation**. Create the system to suit your needs and manage it in a single interface.

Compatibility	Communication with hub	Power supply	Enclosure	Complete set
Hubs Hub Plus Jeweller Hub 2 (2G) Jeweller Hub 2 (4G) Jeweller Hub 2 Plus Jeweller Hub BP Jeweller Hub Hybrid (2G) Hub Hybrid (4G) Range extenders ReX Jeweller, ReX 2 Jeweller	Frequency bands 866.0–866.5 MHz 868.0–868.6 MHz 868.7–869.2 MHz 905.0–926.5 MHz 915.85–926.5 MHz 921.0–922.0 MHz Depends on the sales region Communication range up to 1,700 m up to 5,577 ft In an open space	Batteries 2 × CR123A Pre-installed Battery life up to 7 years Installation Operating temperature range from 0 °C to +50 °C from 32 °F to 122 °F Operating humidity up to 80%	Color green, yellow, white, blue Depends on the selected version Dimensions 102 × 104 × 39 mm 4" × 4.1" × 1.54" Weight 214 g 7.54 oz	ManualCallPoint Jeweller SmartBracket mounting panel 2 × CR123A battery (pre-installed) Special tool (key) Transparent protective lid Installation kit Quick start guide



For detailed information, scan the QR code or follow the link:
ajax.systems/support/devices/manualcallpoints-jeweller

- ✉ support@ajax.systems
- 📧 @AjaxSystemsSupport_Bot
- 🌐 ajax.systems