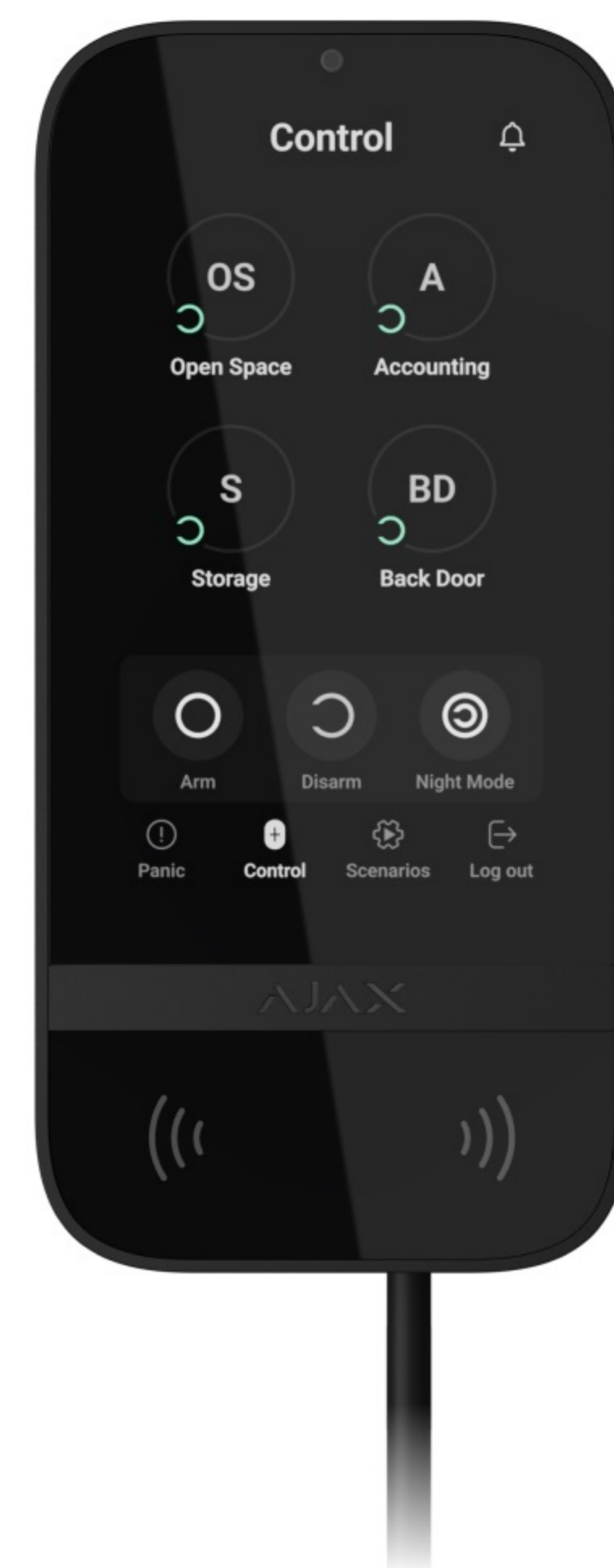


Superior KeyPad TouchScreen Fibra

Wired keypad with a touch screen, supporting authentication via Pass, Tag, smartphones, and codes

This is a device of the Superior product line. Only accredited Ajax Systems partners can sell, install, and administer Superior products.



3
GRADE
EN 50131

PD 6662
2017

DESFire®

Bluetooth


Intelligent security and automation management

Superior KeyPad TouchScreen Fibra is designed for intuitive and convenient system control. Its graphical interface, sound notifications, and LED indication ensure that user commands and system responses are delivered without fail. Users can view the latest alarms and events directly on the keypad to stay informed about recent system activity. If a malfunction is detected during the integrity check, the keypad clearly indicates the cause. This way, users are always aware of the system state and any actions to be taken.

Key features

- Easy security group management
- Control tab for automation devices with toggles indicating the current device state¹
- Sound and LED indication for alarms, opening doors (Chime), entry/exit delays, and other events
- Activation when a user approaches the device and during entry delays
- Automatic backlight brightness adjustment
- On-screen notification specifying the cause of a malfunction when arming the system
- Log with the recent system events available directly from the keypad screen

Three fast and secure authentication methods



Pass card or Tag key fob



Smartphone



Codes



All set in case of emergency

- Auto-locking in case of an attempt to guess the code
- Duress codes to simulate system disarming while sending a silent alarm to the security company
- Protection against authentication via unauthorized access devices
- Three emergency buttons: panic, fire, and auxiliary alert



Fibra communication technology

- Up to 2,000 m (6,550 ft) of wired connection range² between the keypad and the hub
- Encrypted communication
- Regular polling to display current device states
- Connecting with 4-core signal or 8-core U/UTP cables
- Support for connecting different types of devices to a single line




Sabotage protection

- Tamper alarm
- Protection from short circuit
- Device authentication to prevent spoofing



Easy setup and configuration

- Installation on the SmartBracket mounting panel without disassembling the enclosure
- Pairing with an Ajax hub via automatic Fibra line scanning or QR code
- Remote configuration and testing via mobile and desktop Ajax apps
- Automatic device self-diagnosis with status reporting
- Instant maintenance notifications

Compliance with standards EN 50131 (Grade 3) PD 6662:2017	Communication with a hub Fibra communication technology Wired connection U/UTP cat.5 4×2×0.51 mm (24 AWG) cable, copper conductor 4×0.22 mm ² signal cable, copper conductor Communication range up to 2,000 m up to 6,550 ft With a U/UTP cat.5 4×2×0.51 mm (24 AWG) cable Polling interval 12–300 s Adjusted by a PRO or user with admin rights via Ajax apps	Features Contactless access Pass cards and Tag key fobs (up to 50 devices) Support for BLE (up to 50 smartphones) Access codes up to 50 personal codes for registered users up to 50 codes for unregistered users 1 keypad code Duress codes up to 50 personal duress codes 1 duress code Emergency buttons alarm, fire, auxiliary alert Fire alarm muting On-screen event log up to 100 recent events	Display Type IPS, capacitive touch screen Diagonal 5" Resolution 480 × 854 px
Compatibility with hubs  For detailed information, scan the QR code or follow the link: ajax.systems/tools/devices-compatibility/?models=KP.TS.F			Installation Operating temperature range from –10 °C to +40 °C from 14 °F to 104 °F Operating humidity up to 75%
Enclosure Colors white, black Dimensions 171 × 82 × 28 mm 6.74" × 3.23" × 1.1" Weight 327 g 11.54 oz Tamper alarm	Power supply Fibra line 7–30 V ⁼⁼ , up to 54.6 mA Backup batteries 2 × LTO AA battery Pre-installed		Complete set Superior KeyPad TouchScreen Fibra 2 × LTO AA battery (pre-installed) SmartBracket mounting panel Installation kit Quick start guide

¹ When the keypad controls automation devices that operate in the bistable mode.

² With a U/UTP cat.5 4×2×0.51 mm (24 AWG) cable.



For detailed information, scan the QR code or follow the link:
ajax.systems/support/devices/superior-keypad-touchscreen-fibra/



support@ajax.systems



@AjaxSystemsSupport_Bot



ajax.systems