

RG-EW300T

N300 Wireless 4G LTE Router



Highlights

- Cloud-managed
- Plug and Play
- 4 External Antennas
- 300Mbps Wireless Rate
- Three-year Warranty

Highlight Features

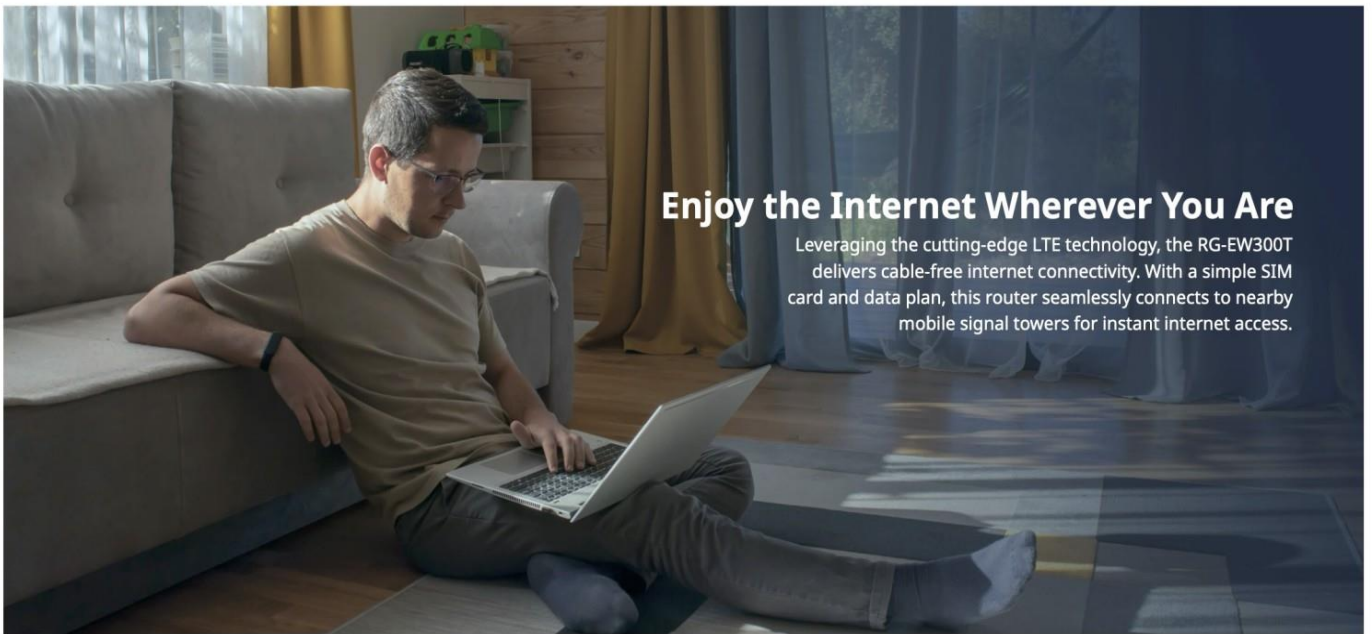
RG-EW300T, Always Stay Connected

Cloud-managed 300Mbps Wireless 4G LTE Router



Enjoy the Internet Wherever You Are

Leveraging the cutting-edge LTE technology, the RG-EW300T delivers cable-free internet connectivity. With a simple SIM card and data plan, this router seamlessly connects to nearby mobile signal towers for instant internet access.



No Configuration Needed, Plug and Play

Once you insert the SIM card and turn on the router, you're all set to surf the speedy 4G LTE network.



Highlight Features

High-Quality Hardware for Smooth Experience

Seamless Connectivity

Highly Adaptable

The router is equipped with 4 external antennas to ensure a more stable signal and broader coverage. Along with the 4G LTE modem, it is compatible with most service providers.



High-Quality Hardware for Smooth Experience

Seamless Connectivity

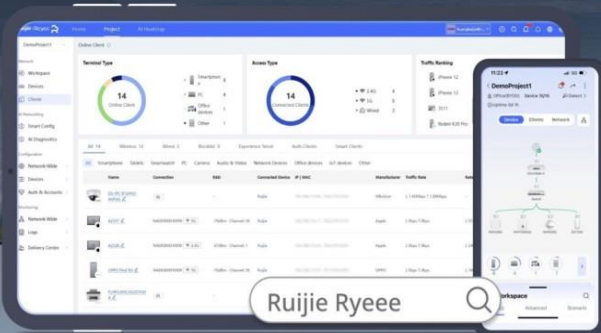
Highly Adaptable

3x10/100Mbps LAN Ports and 1x10/100Mbps LAN/WAN Port meet your wired terminal access needs. The fully functional LAN/WAN port allows you to use the RG-EW300T as a regular router, which is compatible with cable, fiber, and DSL modems.



Experience Internet Freedom

The Ruijie Ryeey APP provides incredible advanced features, allowing you to remotely manage your network at any time.



Network Status Monitoring



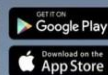
Online Device Monitoring



Remote Reboot



Password Changing



/ Highlight Features

RG-EW300T, Stay Connected Everywhere

The 4G LTE router RG-EW300T offers convenient, reliable, and seamless networking, catering to diverse scenarios.



House Without Wired Connection



Remote Area



Travel and Outdoors



Mobile Office



Hardware Specifications

| Model | RG-EW300T |
|-------------------------------------|--|
| Wi-Fi Radio | |
| Operating band | IEEE 802.11b/g/n, 2.400GHz~2.4835GHz; |
| FEM | iPA |
| Max. Wi-Fi Speed | 2.4 GHz, 300 Mbps LTE-FDD: TX 150Mbps RX50Mbps LTE-TDD: TX130Mbps RX 30Mbps |
| Maximum transmit power | 2.4GHz: 802.11b: 1 Mbps 18 dBm 802.11g: 6 Mbps 18 dBm; 54 Mbps 16.5 dBm 802.11n: HT20: MCS0 18 dBm; MCS7 16.5 dBm HT40: MCS0 17 dBm; MCS7 16 dBm 4G-LTE: WCDMA: (23 dBm +1/-3 dB) LTE-FDD: (23 dBm ± 2 dB) LTE-TDD: (23 dBm ± 2 dB) Note: The transmit power varies according to regulations in different countries and regions. |
| Maximum transmit power(EIRP) | Frequency bands using and the max EIRP: Note: Country specific restrictions apply European Union & United Kingdom 2400-2483.5 MHz, EIRP ≤ 20 dBm Myanmar: 2400-2483.5 MHz, EIRP ≤ 23 dBm Thailand: 2400-2483.5 MHz, EIRP ≤ 20 dBm Indonesia: 2400-2483.5 MHz, EIRP ≤ 27 dBm Egypt: 2400-2483.5 MHz, EIRP ≤ 20 dBm Vietnam: 2400-2483.5 MHz, EIRP ≤ 23 dBm |
| MIMO | 2.4 GHz, 2 x 2 |
| Wi-Fi standard | Wi-Fi 4 (IEEE 802.11n) 4G-LTE: WCDMA: B1/B5/B8 LTE-FDD: B1/B3/B5/B7/B8/B20/B28 LTE-TDD: B38/B40/B41 |

Hardware Specifications

| Model | RG-EW300T |
|--|---|
| Antenna | |
| Antenna | 4 x external antennas |
| Antenna gain (2.4 GHz) | 4 dBi |
| Antenna gain (5 GHz) | 4G-LTE: 3 dBi |
| Certification and Regulatory Compliance | |
| Certification | CE, CB |
| Dimensions and Weight | |
| Product dimensions (W x D x H) | 175mm*100mm*25mm (6.89in. x 4.72 in. x 1.06 in.) |
| Weight | 0.25 kg (0.55 lbs) (without packaging materials) 0.31 kg (0.68 lbs) (with packaging materials) |
| Environment and Reliability | |
| Operating humidity | 5% RH to 95% RH (non-condensing) |
| Operating temperature | 0 °C to +40 °C (32 °F to 104 °F) |
| Storage humidity | 5% RH to 95% RH (non-condensing) |
| Storage temperature | -40 °C to +70 °C (-40 °F to 158 °F) |
| Port Specifications | |
| LEDs | 1 x power LED 1 x Wi-Fi LED 1 x Internet LED 3 x RSSI LEDs |
| LAN ports | 3 x 10/100BASE-T ports |
| Number of LAN/WAN ports | 1 x 10/100BASE-T port |
| WAN ports | 1 x 10/100BASE-T port |
| Power Supply and Consumption | |
| Power supply | DC 12 V 1 A |
| Product Information | |

Hardware Specifications

| Model | RG-EW300T |
|-----------------------|-----------|
| Warranty | 3 years |
| System Specifications | |
| RAM | 64 MB |

Software Specifications

| Model | RG-EW300T |
|--------------------------------|------------------------------|
| Basic Configurations | |
| LED management | Yes |
| Internet access mode | PPPoE, DHCP, Static IP, WISP |
| Preconfiguration | Yes |
| Reset and keep configurations | Yes |
| Restoring factory defaults | Yes |
| Configuration backup | Yes |
| Local upgrade | Yes |
| Online upgrade | Yes |
| Scheduled upgrade | No |
| AP mode | Yes |
| Ethernet Switching | |
| WAN port aggregation | No |
| LAN port aggregation | No |
| Specifying the VLAN tag | Yes |
| IP Service | |
| Port mapping | Yes |
| ARP binding | Yes |
| Number of ARP binding entries | 64 |
| DDNS | Yes |
| No-IP DNS | Yes |
| Ruijie DDNS | No |
| NAT-DMZ | Yes |
| Number of port mapping entries | 50 |

Software Specifications

| Model | RG-EW300T |
|--|-----------|
| UPnP | Yes |
| IPv6 | Yes |
| Behavior Management | |
| Parental control | Yes |
| Client access control (based on MAC addresses) | Yes |
| Client access control (based on time) | Yes |
| Maximum number of controlled clients | 32 |
| Maximum number of parental control policies | No |
| Selecting clients from the client list to block their access to the Internet | Yes |
| Specifying MAC addresses of controlled clients | Yes |
| Ethernet Interface | |
| MAC address cloning | Yes |
| VLAN-based IPTV | Yes |
| Flow Control | |
| Flow control based on number of users | Yes |
| Standalone/Shared mode | Yes |
| Interface flow control | Yes |
| IPTV/VLAN | |
| Multiple IPTV ports | Yes |
| Multicast | |
| IGMP proxy | Yes |
| IGMP snooping | No |
| Network Management and Monitoring | |

Software Specifications

| Model | RG-EW300T |
|--|--------------------|
| Line detection | Yes |
| Arabic | Yes |
| Chinese (Hong Kong Traditional) | Yes |
| Chinese (Simplified) | Yes |
| English | Yes |
| Indonesian | Yes |
| Italian | Yes |
| Russian | Yes |
| Spanish (Latin America) | Yes |
| Thai | Yes |
| Turkish | Yes |
| Vietnamese | Yes |
| Ruijie Cloud management | Yes |
| Scheduled device restart | Yes |
| eWeb login password length | 8 to 63 characters |
| Wired repeater mode | Yes |
| Wireless repeater mode | Yes |
| WISP mode | Yes |
| Rate Limiting | |
| Client-based rate limiting | Yes |
| Reyee Mesh 3.0 | |
| Reyee Mesh 3.0 | No |
| Automatic switching between wired and wireless repeater mode | No |

Software Specifications

| Model | RG-EW300T |
|---|-------------|
| Recommended hop count | 2 |
| Maximum number of clients | 192 |
| Maximum number of devices | 32 |
| Security | |
| Encryption mode | Yes |
| System Performance Capacity | |
| Maximum number of concurrent clients | 16(2.4 GHz) |
| Recommended number of concurrent clients | 8 (2.4 GHz) |
| IPTV/IGMP client capacity | 5 |
| IPTV/IGMP multicast capacity | 5 |
| IPTV/IGMP wired forwarding performance | 25 Mbps |
| Recommended camera limit | 4 (2.4 GHz) |
| VPN | |
| Number of concurrent tunnels supported by the OpenVPN server | No |
| Certificate authentication | No |
| OpenVPN bandwidth | No |
| OpenVPN client | No |
| OpenVPN server | No |
| Server domain name configuration | No |
| Username and password authentication | No |
| Number of concurrent tunnels supported by the PPTP VPN server | No |
| PPTP VPN client | No |
| PPTP VPN server | No |

Software Specifications

| Model | RG-EW300T |
|-------------------------------|-----------|
| Wireless Configuration | |
| Guest Wi-Fi | Yes |
| WLAN | |
| 1024-QAM | No |
| OFDMA | No |
| MLO | No |
| DFS | No |
| 802.11k/v roaming | No |
| Wi-Fi blocklist capacity | 30 |
| SSID hiding | Yes |

Package Contents

| Model | RG-EW300T |
|--------------------|-----------|
| Accessories | |
| Ethernet cable | 1 |
| Power adapter | 1 |
| Device | |
| Device | 1 |
| Manual | |
| User Manual | 1 |
| Warranty Card | 1 |

Ruijie | REYEE

 Redefine your easy network



Ruijie Networks Co., Ltd.

Official Website: <https://Reyee.Ruijie.com>